

PYSA GAME DAY ROSTERS - Mobile Browser

Game Day Rosters are team rosters specific to a single game. For each game, you will need to create a team roster that includes all official players on your team and manually add any guest players that will also be participating with your team. Game Day Rosters can be edited and managed through your Bonzi Team system. Follow the steps outlined below to access Game Day Rosters on your mobile device or tablet.

Questions? Please call the PYSA Game Day Hotline for help managing your Game Day Rosters at 503-799-2991.

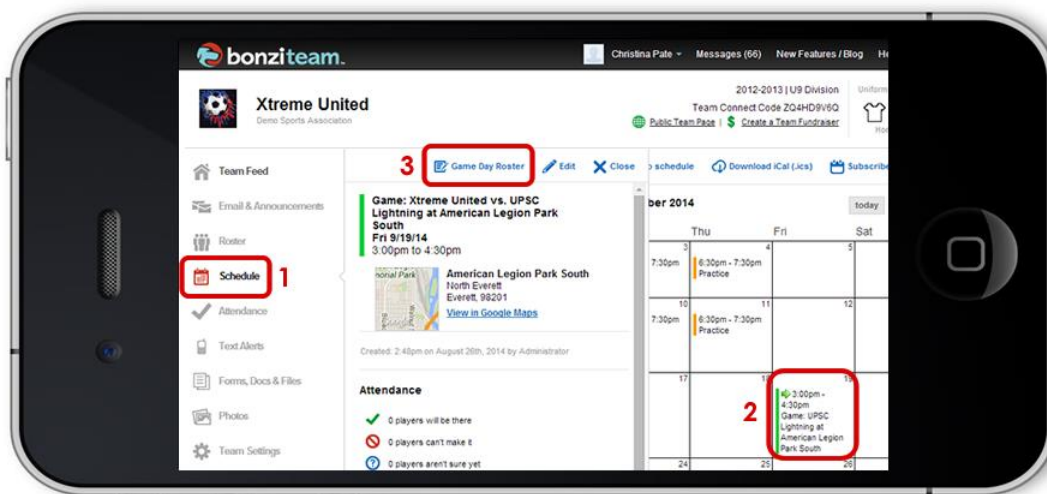
STEP 1: Sign into Your Bonzi Team Account

Open your phone's mobile browser, then go to www.bonziteam.com, and sign into your Bonzi Team account.



STEP 2: Access the Team Calendar

1. Choose the **Schedule** option in the left column to access your team calendar.
2. Click on any game scheduled for a **future** date to expand the information panel.
3. Click the **Game Day Roster** button at the top of the panel to open your Game Day Roster builder in another browser tab.



STEP 3: Build Your Game Day Roster

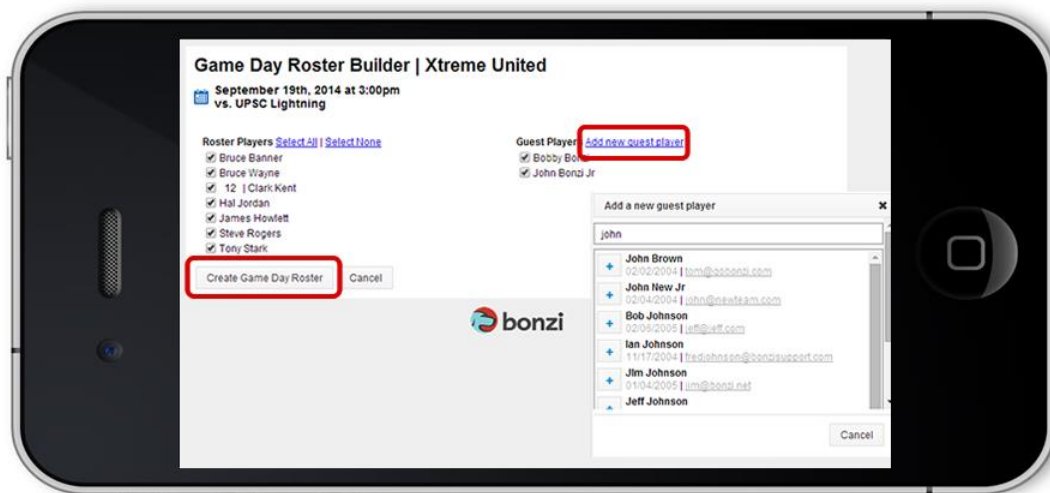
Your Game Day Roster builder will open in a new tab or window. Check the box next to each *team* player name and *guest* player name that will be participating in the selected game.

IMPORTANT NOTE

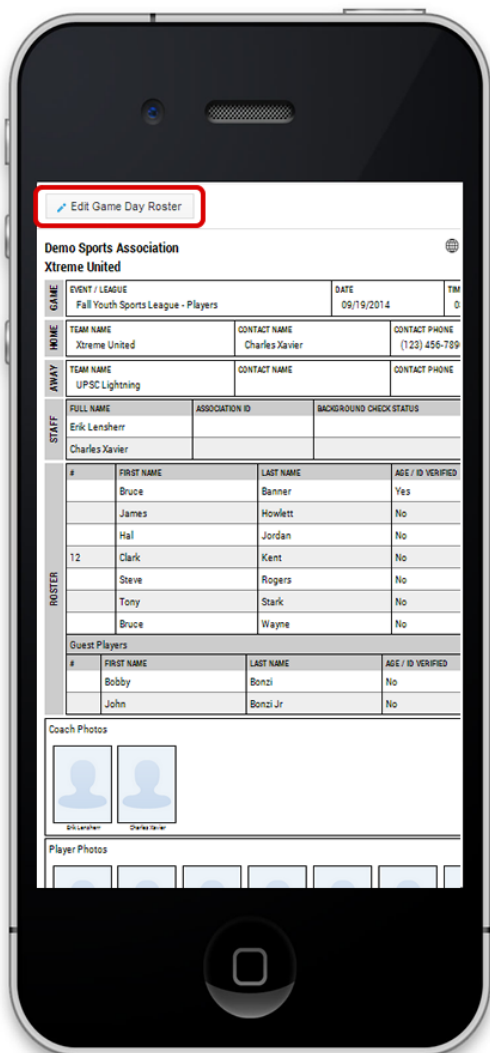
If a Game Day Roster has already been created for the game you selected, you will see the Game Day Roster appear in your new mobile browser tab. To return to the Game Day Roster builder please click the **Edit Game Day Roster** button in the top left corner of your phone screen, then continue to the Step 3 instructions.

ADDING GUEST PLAYERS

Select the **"Add new guest player"** link. A search box will open that allows you to type a player's name and search for the player you would like to include in your roster. Choose **Create Game Day Roster** when you are done in order to preview your roster.



STEP 4: View Game Day Roster



Your Game Day Roster will now load to your mobile phone. Depending on your phone type, this may be another browser tab or a document loader.

If you have the appropriate settings already installed on your phone, you may also have the option to print this document from your mobile device.

You can always edit your Game Day Roster **BEFORE** the game by clicking the **Edit Game Day Roster** button in the top left corner.

After the game date and time has passed, the Game Date Roster will be locked and can no longer be edited.